

USING AND MAINTAINING TOUGHENED GLASS IN COOKING APPLIANCES

www.enterprisesg.gov.sg/consumer-protection



FOR MORE
CONSUMER
SAFETY TIPS

WHERE CAN YOU FIND TOUGHENED GLASS?

Toughened glass (also known as tempered glass) is used in a variety of consumer products, ranging from windshields to cooking appliances like gas hobs.

Gas hobs are regulated by Enterprise Singapore under the Consumer Protection (Safety Requirements) Regulations. Gas hobs must be tested to specified safety standards and affixed with the SAFETY Mark before they can be sold in Singapore.






WHY DOES THE TOUGHENED GLASS USED IN GAS HOBS SHATTER?

In many cases, the main reason the glass shatters is due to tiny hairline cracks that form as a result of accidental damage. These hairline cracks tend to widen over time due to expansion and contraction caused by cycles of heating and cooling as the appliance is switched on and off during use. This continues until the glass eventually shatters.

Hairline cracks can also develop when hard objects such as pots and pans are placed too forcefully onto the hob's toughened glass surface.



SAFETY TIPS FOR USING AND MAINTAINING TOUGHENED GLASS

In **general**, you should practice the following:

- Buy registered electrical and gas appliances bearing the SAFETY Mark.



To check if the electrical or gas appliance is a registered Controlled Good, visit <https://cpsa.enterprisesg.gov.sg> and select "Register of Registered Controlled Goods".

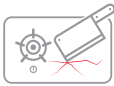
- Read the instruction manual before using appliances.



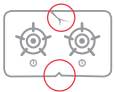
For **gas hobs with toughened glass**, you should practice the following:



- Ensure installation, repair and servicing of gas hobs is carried out by qualified service personnel. You can do this by:
 - Engaging authorised contractors recommended by the gas hob manufacturer where possible.
 - Contacting a licensed gas service worker for all gas service work like connecting or disconnecting gas hobs to the piped gas supply.



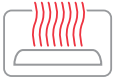
- Be careful when handling heavy or sharp objects around appliances to prevent damage to the glass. Minor scratches can eventually result in glass shattering.



- Report any irregularity or damage (e.g. clogged or non-functional burners, cracked or chipped glass) to the manufacturer, authorised agent or a product service centre.




- Clean the hob regularly to remove food or liquid spillage.
 - Pay particular attention when cleaning the gas burners to prevent them from being clogged by spillage.
 - Ensure that spillage does not leak into the hob's interior (i.e. through the burner) as it can cause the internal components to rust.



- Prevent the glass surface of the gas hob from overheating.



- Do not leave the wok stand around the gas burner as heat trapped by wok stand will be deflected to glass top.



- Avoid using oversized cooking utensils (e.g. pans or woks). Heat will be deflected to the glass top from the pan bottom. Refer to the user manual to determine the size of utensils that can be used.



- Do not cover the glass top (e.g. with aluminium foil) as this will prevent heat from dissipating.
- Avoid placing additional weight (e.g. unused pots and pans) directly on the glass top.

WHAT TO DO IF TOUGHENED GLASS SHATTERS



If the toughened glass on your gas hob shatters, you should:

- Remain calm. While shattering may cause a loud cracking noise, the glass will crumble into small rounded pieces which are less likely to cause injury.
- Photograph the damaged appliance.
- Clean up glass fragments and keep them out of reach of children.
- Report the incident to the manufacturer of the appliance. Provide the following information when reporting the incident:
 - Appliance Brand
 - Model number
 - Date of purchase
 - Description of incident (e.g. time of incident, activity prior to shattering of glass etc.)
 - Proof of purchase (e.g. receipt, warranty card)
 - Photos of the damaged appliance
 - Your contact details
- Keep the damaged product as it may be examined or sent for testing as part of the investigation.





For more consumer safety tips, please visit:

www.enterprisesg.gov.sg/consumer-protection

Contact us at consumerprotection@enterprisesg.gov.sg or **1800 773 3163** to report on any unsafe products.

ENTERPRISE SINGAPORE

230 Victoria Street
#09-00 Bugis Junction Office Tower
Singapore 188024

www.enterprisesg.gov.sg

Enterprise Singapore is one of the agencies overseeing consumer product safety regulations, ensuring businesses supply safer products and protecting consumers from unsafe products.

